


Primary 1 and 2



# Invitation to create

---

## Goals, opportunities, ideas and concepts

- 1. Understand what waste is. Identify the different types and how to separate them correctly.
- 2. Remind us of the importance of separation and recycling.
- 3. Promote attitudes aimed at responsible consumption and waste reduction and recycling.
- 4. Encourage personal reflection on our own habits regarding recycling.



Primary 1 and 2

Activity 1  
The three Rs

## Invitation to create


---

- **The aim of this activity is...**

To learn the rule of the three Rs, how to correctly separate packaging for recycling and what environmental problems are involved in not recycling correctly.

- **What do we need?**

Packaging of all kinds that the pupils bring from home, and this sheet on the rule of the three Rs.




- **What will we do?**

Think together about the waste we produce at home and at school and what it is made of (plastic, cardboard, etc.). With the support of the poster of the three Rs, we will recap the concepts and the importance of reducing, reusing and recycling.

Then, we will divide the class into six groups and assign each group one type of packaging that the pupils brought to school previously. What action do you propose to reduce it? To reuse it? And what do we have to do to recycle it?

# Invitation to create


## THE RULE OF THE THREE Rs



### Reduce

Avoid using anything that generates any unnecessary waste.

If you use a shopping trolley, it will be easier to bring the shopping home.



### Reuse

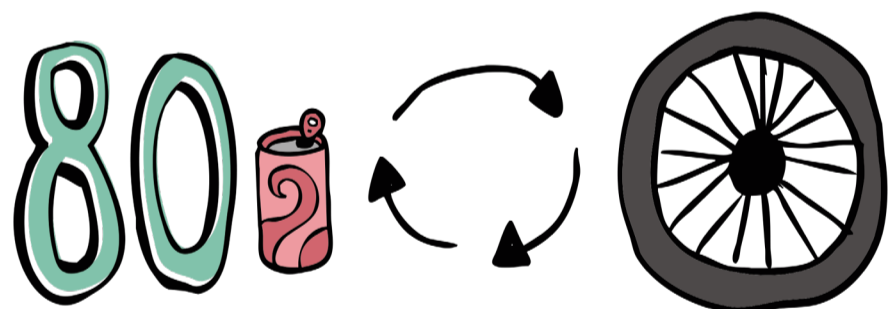
Use objects for longer before throwing them out.

You can use cardboard packaging to build your own toys!

### Recycle

Use the same materials again and again by including them in another natural or industrial process to create a new product.

Did you know that with 80 cans, you can make a bicycle wheel?



#### Shall we continue?

To put into practice the R for reuse, we can hold a workshop of handicrafts that will then be displayed in the classroom. To finish, you can take the above ideas to compose a song that promotes separation and recycling and that reminds us of the three Rs.

Primary 1 and 2

Activity 2  
You matter!

## Invitation to create

---

- **The aim of this activity is...**

Understand the type of waste and learn how to separate packaging correctly in order to recycle it by means of practical work.

- **What do we need?**

A computer, a projector and a screen, or an electronic whiteboard. Sheets of paper, poster paper and paint.

- **What will we do?**

Watch the short **Basuria**, in which children transform their city by building musical instruments from waste products. We will then take the ideas that come up to help recycle and encourage the rest of the citizens to do so.



**Shall we continue?**

You can make a collage or a mural with these ideas. In groups of four, take the plastic material from the classroom and off you go!